

MASONRY

MODULE I

CON/OS/MSN/CR/02/3/MA

PERFORM MASONRY WORKS FINISHES 1

September/November 2025



**TVET CURRICULUM DEVELOPMENT, ASSESSMENT AND CERTIFICATION
COUNCIL (TVET CDACC)**

PRACTICAL ASSESSMENT

INSTRUCTIONS TO THE CANDIDATE:

1. This unit of competence shall be assessed in three phases.
2. Each assessment session has the duration included in brackets
3. The third phase of the assessment shall include an oral assessment session.
4. The assessor will take photos and videos as you perform the tasks at critical points during the assessment.
5. Ensure all required resources for the assessment have been provided before beginning the assessment.

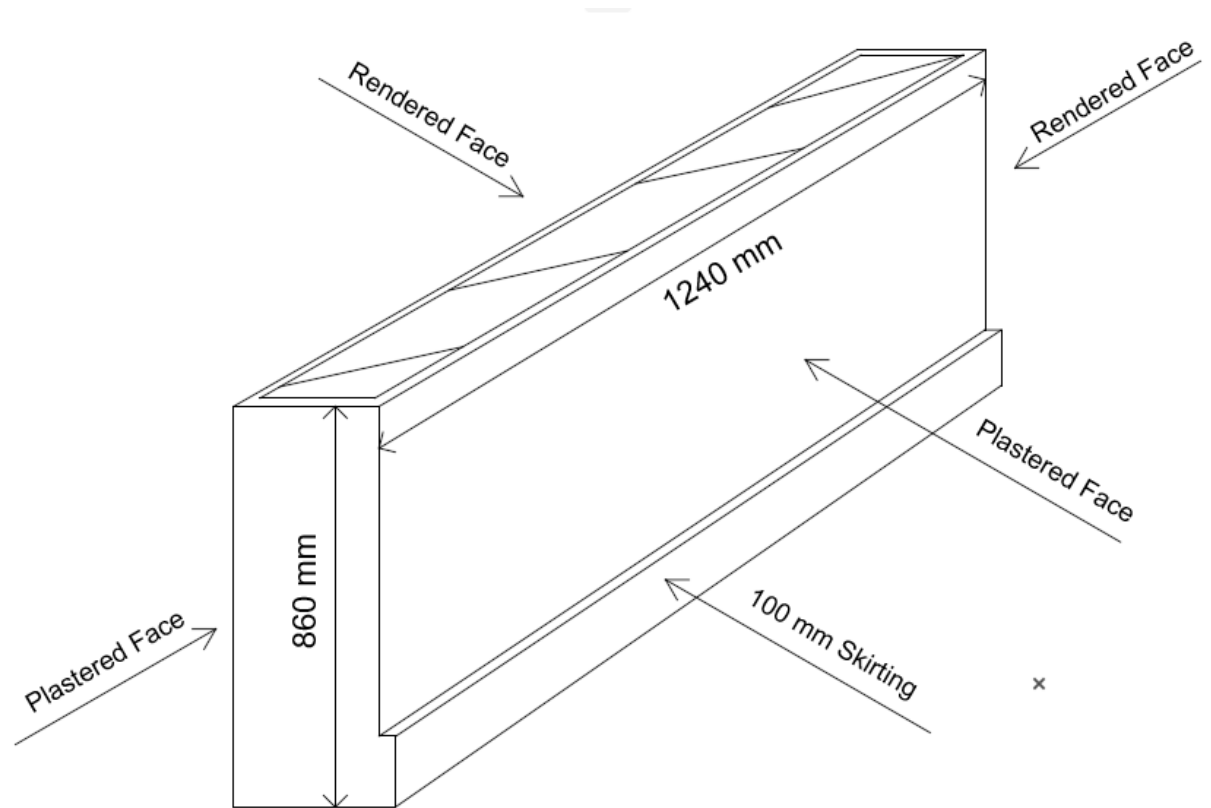
PRACTICAL ASSESSMENT 1 (3 HOURS)

Elements Covered

1. Carry out wall plastering.
2. Carry out wall rendering.

Tasks

- i. Apply 15mm steel float finished plaster to the wall surface as per the **working drawing 01**.
- ii. Apply 15mm skirting as per the **working drawing 01**.
- iii. Apply 15mm wood float finished rendering to the wall surface as per the **working drawing 01**.



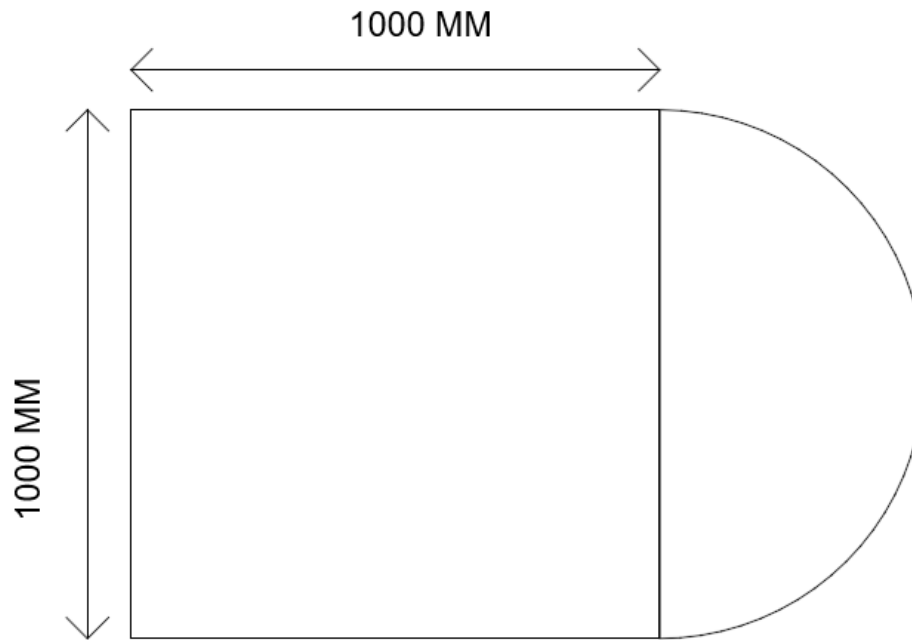
PRACTICAL ASSESSMENT 2 (3 HOURS)

Elements Covered

1. Lay Floor Screed

Tasks

- i. Lay a 25mm thick bonded floor screed as per **working drawing 02**.
- ii. Apply steel float finish to the screed.



WORKING DRAWING 02

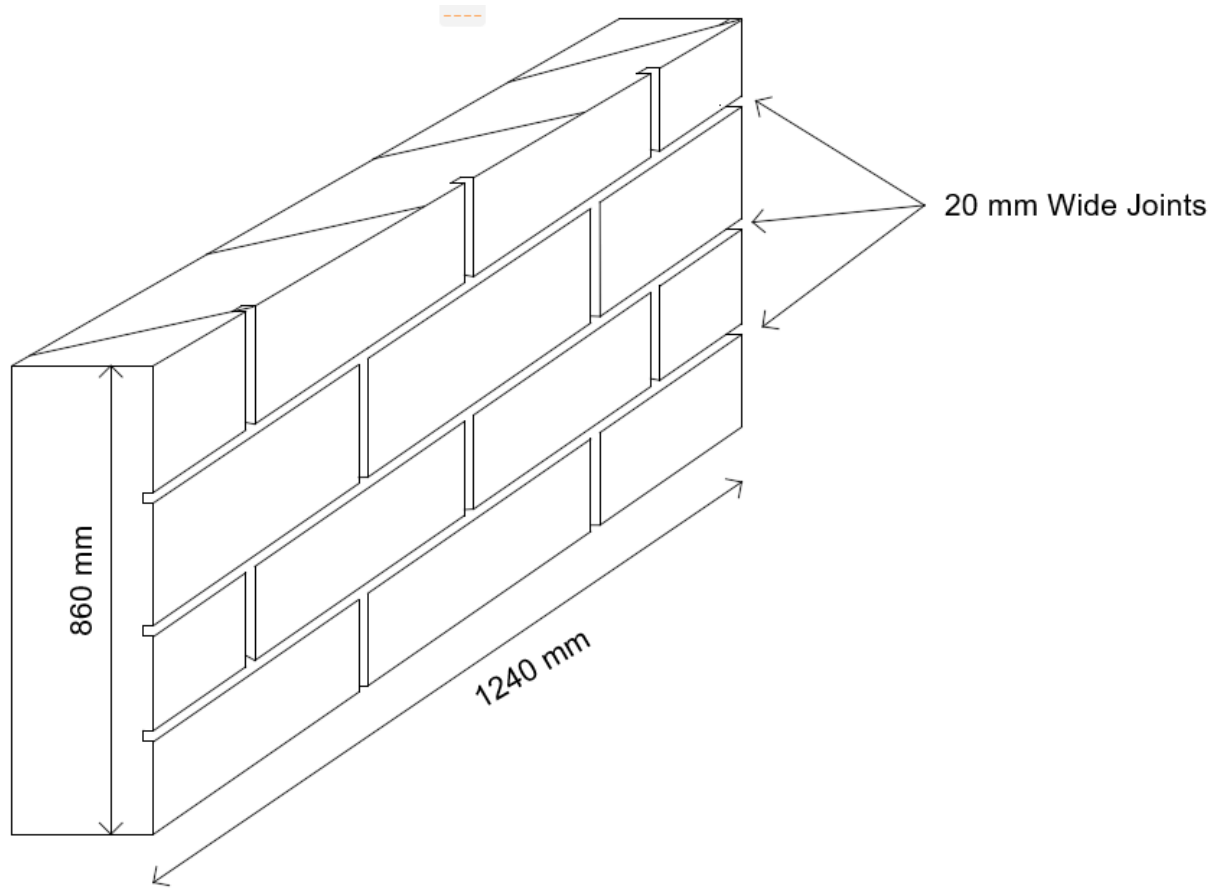
PRACTICAL ASSESSMENT 3 (3 HOURS)

Elements Covered

1. Carry Out Keying and Pointing.

Tasks

- i. Provide recessed pointing (10mm deep) to the bed joints and perpend as per the **working drawing 03**.



Working Drawing 03

The assessor will proceed to ask you oral questions for 1 hour.